



USB to 3.5mm Stereo Plug Cable

PRODUCT MANUAL

Item # 3661U



Spectrum[®]
Technologies, Inc.

Thank you for purchasing a 3661U USB to 3.5mm Stereo Plug Cable. The cable is designed to connect Spectrum Technologies WatchDog and FieldScout devices to your PC. Read this manual thoroughly in order to get effective performance from your cable.

BEFORE YOU PLUG IT IN

If possible, ensure your PC is connected to the Internet when plugging in the cable for the first time. If it is connected, then plug in the cable, and the appropriate driver will be downloaded and installed.

If your PC cannot be connected to the Internet, then you must use an Internet-connected PC to download the appropriate driver from
<http://www.ftdichip.com/Drivers/VCP.htm>
Copy the downloaded file to a flash drive, and move it to your PC.

The link to the driver is also provided on the Software Updates page at www.specmeters.com. From the top banner, choose “Support”, “Software Updates” on the right, then “USB Software and Driver Updates”. Follow the link for the 3661U Driver near the top of the page. On the FTDI Chip website, choose the driver from the table depending on your operating system. Download the driver file.

Extract the zipped files and double-click to run the install. Once installed, you can delete the installation program.

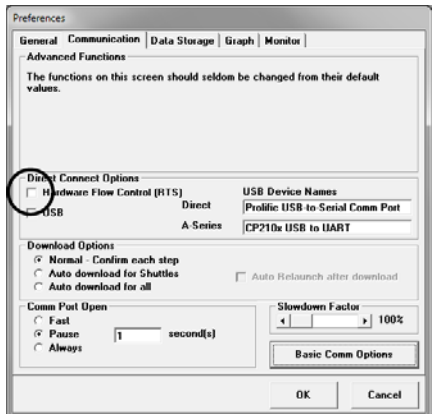
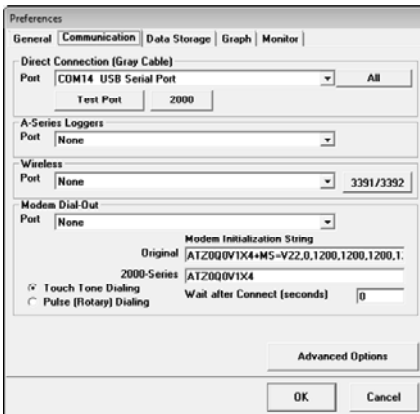
For customer support, or to place an order, call Spectrum Technologies at (800)248-8873 or (815)436-4440 between 7:30 am and 5:30 p.m. CST, FAX at (815)436-4460, or E-mail at info@specmeters.com.

Spectrum Technologies, Inc
3600 Thayer Court
Aurora, IL 60504
www.specmeters.com

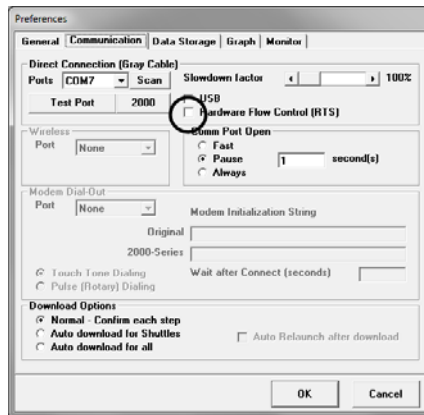
CONFIGURING SPECWARE

To use the cable with SpecWare, you must first check your communications configuration. From the SpecWare menu, choose “File”, then “Preferences”, and then click the “Communication” tab. **You must ensure that the “Hardware Flow Control (RTS)” box is NOT checked.**

In SpecWare 9, you must first click the “Advanced Options” button on the lower right. The checkbox is just below “Direct Connect Options”.



For older versions of SpecWare, the checkbox is in the top center.



After unchecking the box, click “OK” to save the change.

WARRANTY

This product is warranted to be free from defects in material or workmanship for one year from the date of purchase. During the warranty period Spectrum will, at its option, either repair or replace products that prove to be defective. This warranty does not cover damage due to improper installation or use, lightning, negligence, accident, or unauthorized modifications, or to incidental or consequential damages beyond the Spectrum product. Before returning a failed unit, you must obtain a Returned Materials Authorization (RMA) from Spectrum. Spectrum is not responsible for any package that is returned without a valid RMA number or for the loss of the package by any shipping company.



This equipment has been manufactured for
Spectrum Technologies, Inc.
3600 Thayer Court
Aurora, IL 60504 USA

The Manufacturer certifies CE and RoHS conformity.

Spectrum[®]
Technologies, Inc.

**3600 Thayer Court
Aurora IL 60504
(800) 248-8873 or (815) 436-4440
Fax (815) 436-4460
E-Mail: info@specmeters.com
www.specmeters.com**