

PAR LIGHT SENSOR BAR

CATALOG #S
366813, 366816

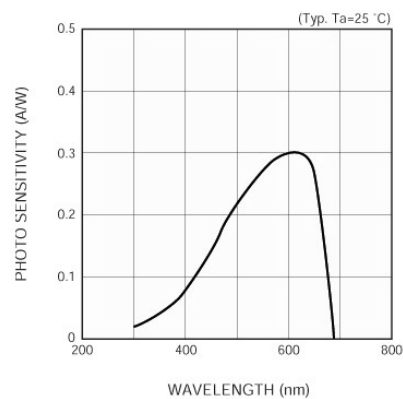


Spectrum
Technologies, Inc.

2

Thank you for purchasing a PAR Light Sensor Bar to use with your WatchDog Weather Station or Data Logger, or your Field Scout Light Sensor Reader. The sensor averages the readings of all the sensors on the bar to measure the radiation between 400 and 700 nanometers, the most influential wavelengths for optimum plant growth.

This manual will aid you in placement and mounting of the sensor. Read it thoroughly to insure proper and effective use.



USE WITH A FIELD SCOUT LIGHT SENSOR READER

Just plug the sensor into the reader, and SET the reader to "PAR SUN" or "PAR ELEC". For more details, see the Field Scout Sensor Reader Manual.

USE WITH A WATCHDOG STATION OR LOGGER

The PAR Light Sensor Bar includes a 6 foot data cable; which is plugged into an available external port on a WatchDog weather station or data logger. Once the sensor is in a representative "micro-climate", insert the data cable plug into the WatchDog external channel to log PAR Light data.

Use **SpecWare** software to program the WatchDog to log PAR Light on the desired port. Refer to the **SpecWare Instruction Manual** for detailed launch and/or readout instructions. PAR Light Hours and Daily Light Integral can be calculated in SpecWare Software under "Reports".


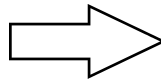
The sensor can be placed above or within plant canopies, as well as in growth rooms and greenhouses. Attach the mounting bracket to the sensor bar using the enclosed "zip ties". Install the sensor so that it is level. Once the sensor is mounted, use the adjustment screws to level the sensor so that the bubble is centered on the level indicator. Mount the sensor on a 1" to 1¼" mast or pipe using the u-bolt provided.

Position the sensor in an appropriate area that monitors the plant conditions. Make sure the PAR sensors are not being shadowed or blocked by another external sensor.

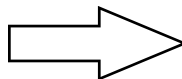
Contact your cooperative extension agricultural agent for further suggestions on field placement.



Place PAR Light sensor bar in a position that it will mimic the light the plant is getting, while being within reach of external WatchDog data port.



WatchDog Data
Logger inside
mini-radiation
shield



WARRANTY

This product is warranted to be free from defects in material or workmanship for 1 year from the date of purchase. During the warranty period Spectrum will, at its option, either repair or replace products that prove to be defective. This warranty is void if the Spectrum products have been damaged by customer error or negligence or if there has been an unauthorized modification.

Returning Products to Spectrum

Before returning a failed unit, you must obtain a Returned Goods Authorization (RGA) number from Spectrum. You must ship the product(s), properly packaged against further damage, back to Spectrum (at your expense) with the RGA number marked clearly on the outside of the package. Spectrum is not responsible for any package that is returned without a valid RGA number or for the loss of the package by any shipping company.

**Spectrum Technologies, Inc
12360 S. Industrial Dr. East
Plainfield IL 60585
(800) 248-8873 or (815) 436-4440
Fax (815) 436-4460
E-Mail: info@specmeters.com
www.specmeters.com**